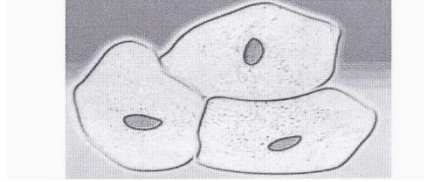



## Review for Cell, mitosis, chromosomes, puberty and cycles test

1. Using the picture below label the cytoplasm, cell membrane, nuclear membrane and nucleus. Give the functions of each.



2. Explain how the terms, Chromosomes, genes, DNA and nucleotide are all connected to each other.

3. a- Complete the picture below.



b- What do the letters represent?

c- If you were to change the order of the letters, what would happen?

4. Why will an area with low population and few tourists result in an increase of certain diseases?
5. Give three reasons why cells will divide and determine if they divide from the process of mitosis or meiosis.

6. Give three differences between diploid and haploid cells.

7. What are the functions of the following:

Tissues	
Organs	
Systems	
Organisms	
Genes	
Chromosomes	
Karyotype	
Hormones	
Glands	
Mitosis	
Meiosis	
Puberty	
Erection	
Ejaculation	
Pre-ejaculation	
Spermatogenesis	
DNA	
Corpus luteum	

Oogenesis	
Follicle	
Oocyte	

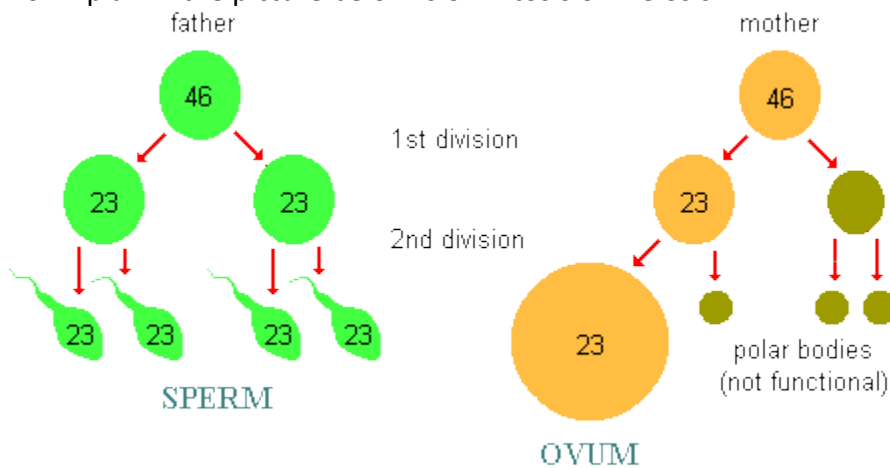
8. Fill in the table below

Meiosis characteristic	Mitosis characteristic

9. Fill in the table below

Secondary sexual characteristics in males only	Secondary sexual characteristics in females only	Secondary sexual characteristics in both

10. Explain if the picture below is of mitosis or meiosis.



11. If the ovum is fertilized, explain what happens to the corpus luteum and endometrium.

12. Fill in the table below of what happens during the days of the menstrual cycle.

1-5	6-14	15-28	14	1-13	11-14

13. What is the follicle responsible for?

14. What is LH responsible for?

15. What is the corpus luteum responsible for?

16. What is estrogen responsible for?

17. What are the essential conditions for life on earth?

18. Draw a picture on one nucleotide.

19. In each picture use the appropriate terms from the following list:  $2n$ ,  $n$ , diploid and haploid.

